



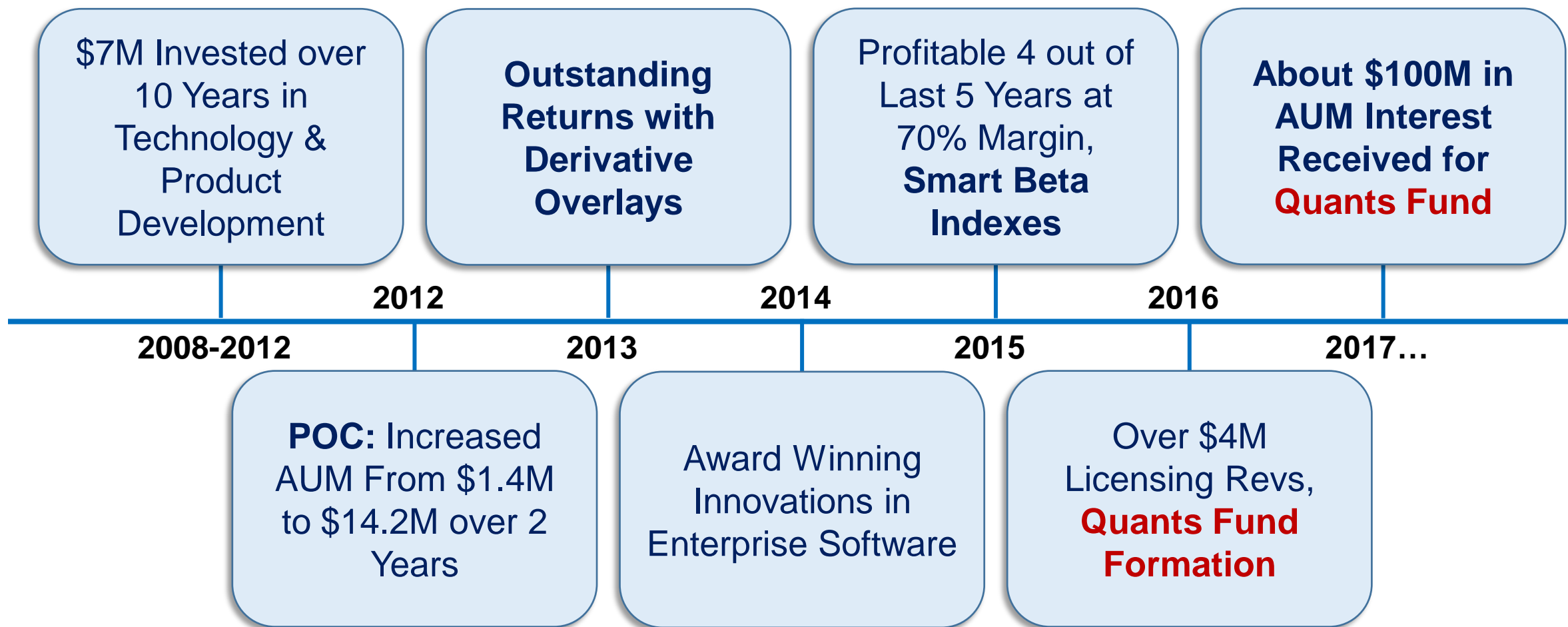
# Quants

**Proven Financial Technology Solutions  
to Achieve Better Risk-Adjusted Returns**

---

Smart Beta Investing Technologies & Investment Products \* Robo-Advisor SaaS Platform

## Registered Investment Advisor with Smart Beta FinTech Since 2010




# Team Experience



**Gokhan Kisacikoglu, CEO & CIO**  
**Technologist, Founder** Quantitative  
 Development, Risk Management with  
 Derivatives and Smart Beta Investing

- Serial entrepreneur in quantitative finance since 2006
- Active investment and trading experience since 1998:
  - Risk modeling with derivatives in US markets since 2004
  - Volatility arbitrage strategies since 2008
  - Institutional risk management and trading since 2011
  - Fund management experience since 2012
- Big data analysis and computer simulations since 1991 in various applied mathematics fields, 6 patents



**Samer Kanafani**  
 Advisor,  
 Quants Capital



**Aaron Soderberg**  
 Advisor,  
 Quants Capital



**David L. Mau**  
 Advisor,  
 Quants Capital



**Sammer Fam**  
 Technology  
 Advisor



**George Mottel**  
 Corporate  
 Development



**Khris Thetsy**  
 Corporate  
 Advisor



**Brad Turner**  
 Marketing  
 Advisor



**Greg McAndrews**  
 Public Relations



**David Kuff**  
 Communications



**Ron Komen P.E.**  
 Board Member



**Cenk Aydin**  
 Board Member

- Senior banking relationships with high net worth individuals, family offices, RIAs, funds-of-funds, FINRA broker-dealers and banks
- Top software development team with Fortune 500 experience
- Over 100 years of consumer and investor lead generation, marketing & sales experience
- Digital Marketing, strategic planning advertising, direct response, brand strategy, corporate PR and media buying, social media
- Raised over \$2 billion in private equity capital over 200 securities engagements

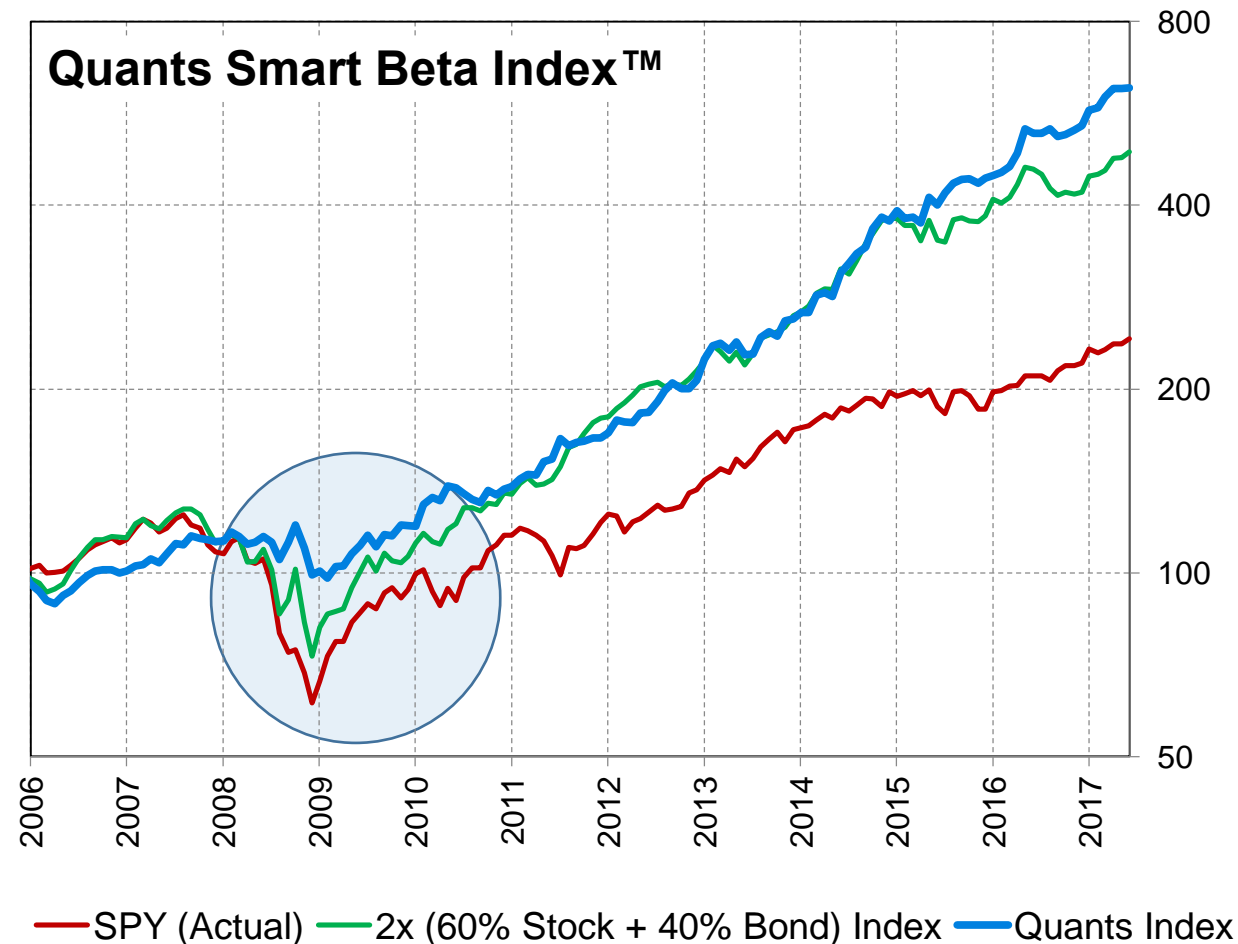


# Smart Beta Investing – Introduction

## Factoring & Risk Mitigation for Better Risk-Adjusted Returns

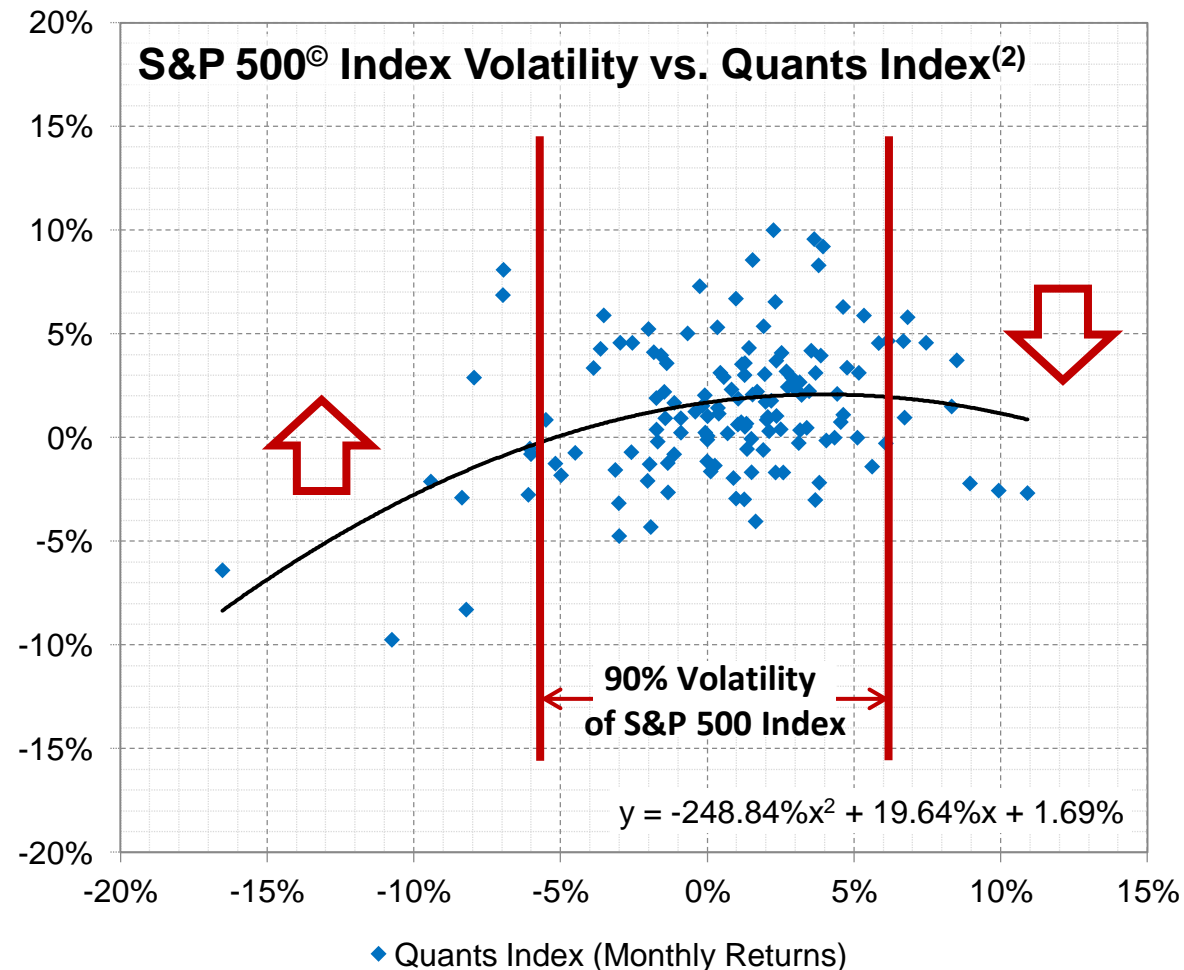
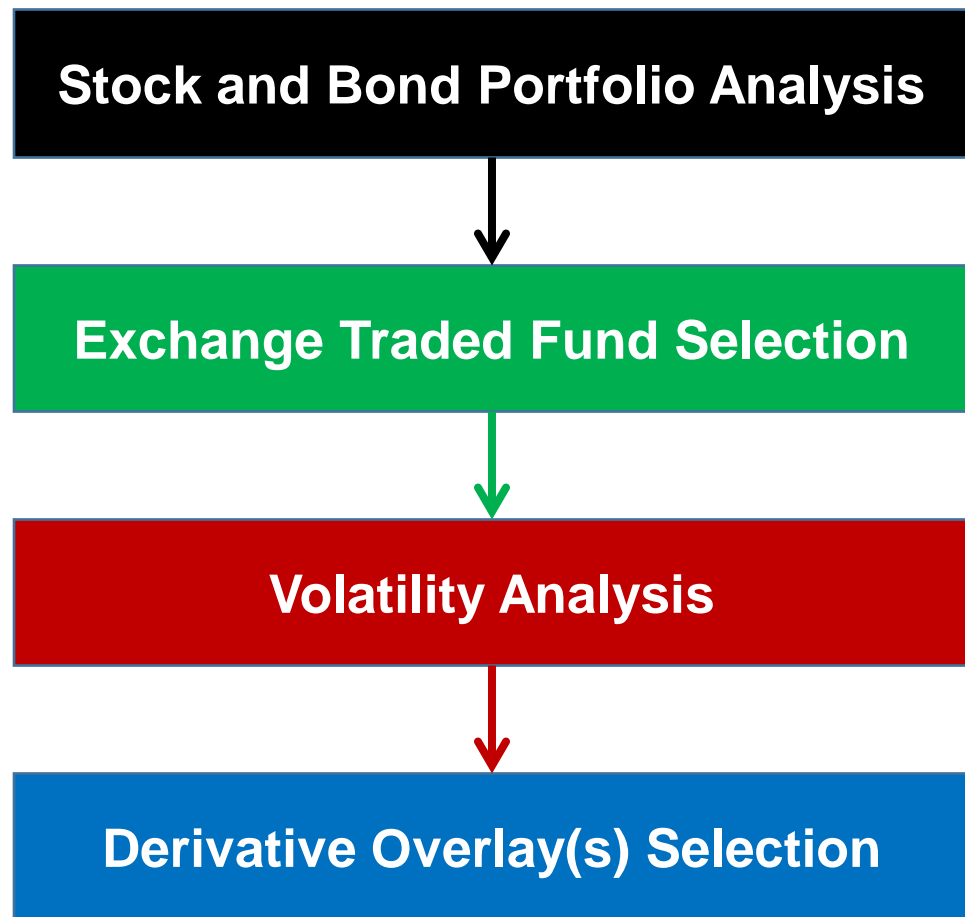
- **Portfolio Approach**
  - Reduce the risk exposure, or Beta
  - Potentially gain in performance, or Alpha
- **Invests Like Passive Investing**
  - Diversified, Indexing, Rebalancing
- **Alternative Rules**
  - Volatility, factoring, weights, valuation
- **Overcomes Diversification Issues**
  - When correlations fail
  - Market efficiency changes

*SPY is S&P 500 Index ETF adjusted for dividends. 2x Index is 2 times leveraged 60% Large Cap Stock and 40% Govt Bond Index Portfolio. Returns are based on \$100 million in AUM after all fees and expenses. PAST PERFORMANCE DOES NOT GUARANTEE FUTURE RESULTS.*



# Derivative Overlays – Portfolio Optimization

## Institutional Technology to Improve Portfolio Efficiency





# Highest Industry Growth Areas Reflect Client Needs

- **Smart Beta Investing – Style**
  - Not Passive, Not Active, Hybrid.
  - AUM Growth at 11% y-o-y
  - Projected Growth to \$2.4T in AUM
- **Exchange Traded Funds (ETFs) – Vehicles**
  - Lowest Fees, Liquid Building Blocks
  - AUM Growth at 12% y-o-y
  - Projected Growth to \$16T in AUM
- **Digital / Robo Advice – Platform**
  - Online, Easy Setup, Low Cost
  - AUM Growth at 80-100% y-o-y
  - Projected Growth to \$6T in AUM

## Investors Prefer:

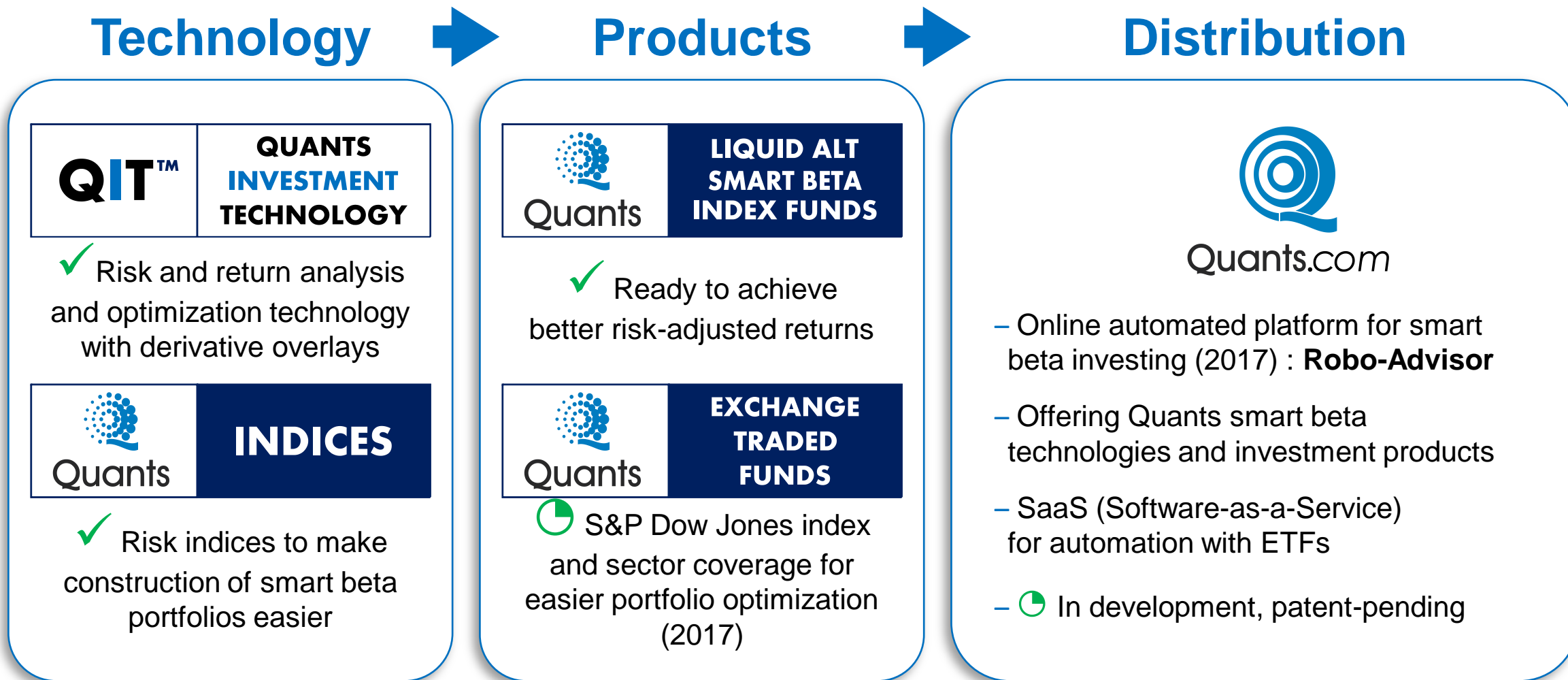
- Better Risk Management
  - Lower Fees
- Streamlined Access



## Optimal Portfolio Solutions

**AUM (Assets Under Management)** metrics are as of 2016. All projections are for 10 years.

# Advisor Infrastructure – Vertical Integration



**Vertical Integration** is an arrangement in which the supply chain of a company is owned by that company.

# Liquid Alternative Funds – Complete Products



## Smart Beta Index Investing with Volatility Optimization in Derivatives

Risk Characteristics and Comparisons				Index Holdings	
<b>Index Performance (After All Fees &amp; Expenses) <sup>(1)</sup></b>				S&P 500 <sup>®</sup> US Large Cap Stock Index (Long)	42.4 ± 2.4%
	<b>S&amp;P 500<sup>®</sup></b>	<b>2x Index</b>	<b>Quants</b>	Barclays <sup>®</sup> US 20+ Yr. Govt. Bond Idx (Long)	30.3 ± 1.7%
Annualized Net Return	7.98%	14.81%	<b>17.25%</b>	Deutsche Bank IQ <sup>®</sup> Commodity Idx (Short)	6.1 ± 0.3%
Standard Deviation	14.40%	15.30%	<b>11.67%</b>	<b>Quants<sup>™</sup> Smart Beta Overlay (Long/Short)</b>	<b>12.1 ± 0.7%</b>
Sharpe Ratio	0.50	0.92	<b>1.41</b>	Cash (For Margin Maintenance)	9.1%
<b>Beta (S&amp;P 500<sup>®</sup>) <sup>(2)</sup></b>	<b>100.0%</b>	<b>70.15%</b>	<b>28.27%</b>	<small>(1) Annualized risk characteristics from March, 2006 to June 2016.</small>	
Correlation (S&P 500 <sup>®</sup> ) <sup>(3)</sup>	100.0%	69.50%	<b>29.23%</b>	<small>(2) Less is better. (3) January 2009. (4) Please inquire for more information.</small>	
Maximum Drawdown	-16.52%	-18.22%	<b>-9.75%<sup>(2)</sup></b>	<b>PAST PERFORMANCE DOES NOT GUARANTEE FUTURE RESULTS.</b>	
% Profitable	65.22%	67.39%	<b>74.25%</b>		
<b>Maximum Leverage</b>	<b>100%</b>	<b>200%</b>	<b>150%</b>		
Product Availability	Delaware Fund, Class C Shares				
Fees and Expenses	1.94%				
Fund SEC CIK <sup>(4)</sup>	1562555				

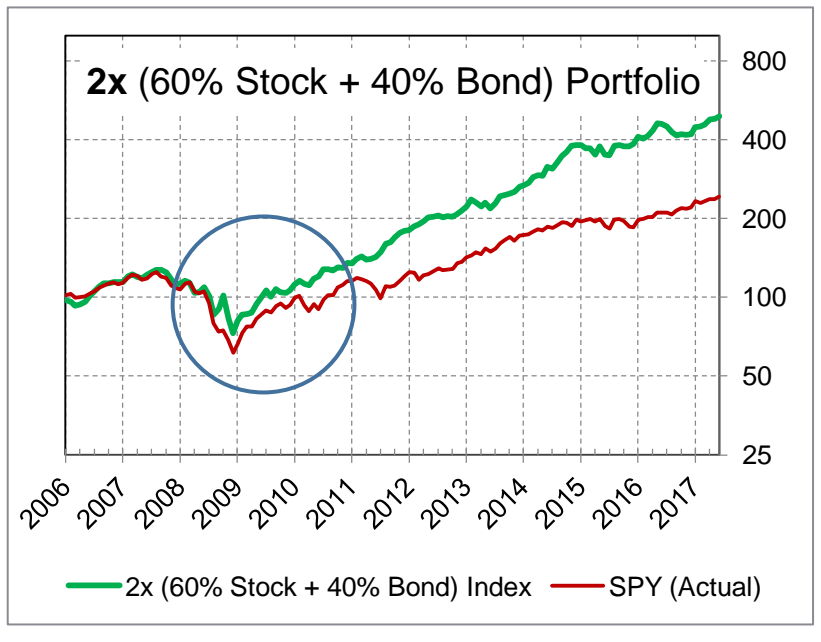


# Building Block ETFs – Optimal Overlays

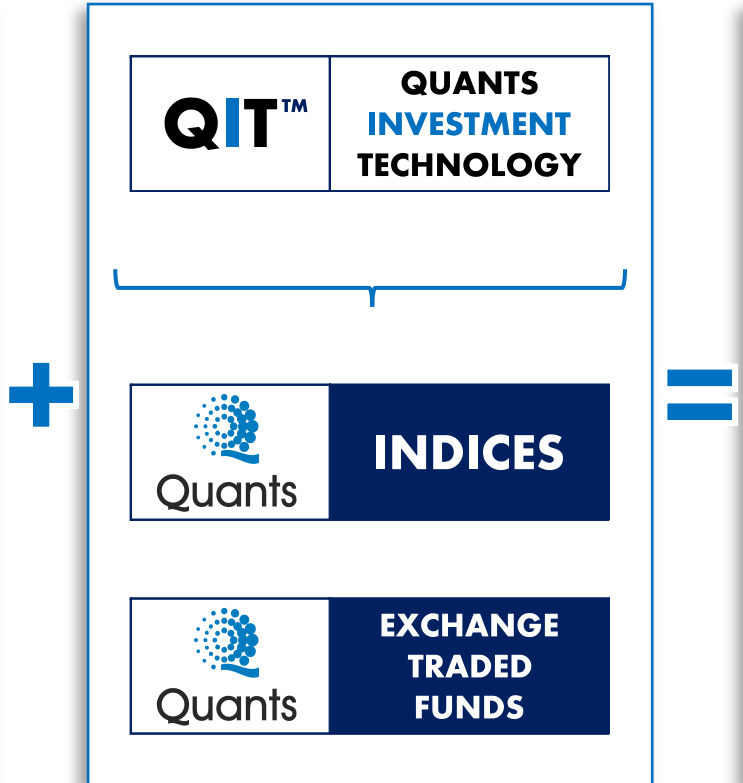
Simple ETFs To Reduce Volatility in Any Investment Portfolio Easier

## Before

Portfolio with no protection from market volatility.

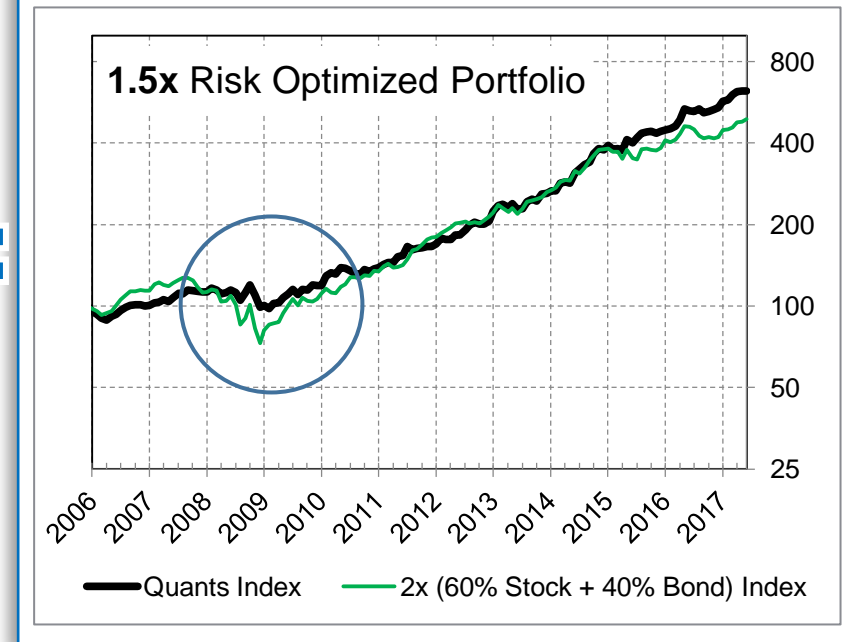


## Quants Process



## After

Portfolio achieves better risk-adjusted returns.



Quants Smart Beta Index after all fees and expenses. PAST PERFORMANCE DOES NOT GUARANTEE FUTURE RESULTS.



Quants.com

**A web platform** where investors, advisors and institutions can automate portfolio optimization process in stock and bond investments to:

Analyze  
Risk in  
Portfolios

Manage  
Risk  
Easier

Achieve  
Better  
Risk-Adjusted  
Returns

# Quants.com – Fastest Growing Distribution



**Plan \* Invest \* Publish**

**CLOUD-BASED PLATFORM**

Available 24/7

**PROVEN RESULTS**

Proven ROI, Stands up to the best

**ROBO ADVISORS**

100% Year/Year Growth

\$6 trillion AUM in 10 Years



# Competition, Potential Partners and Clients

## Wealth Management



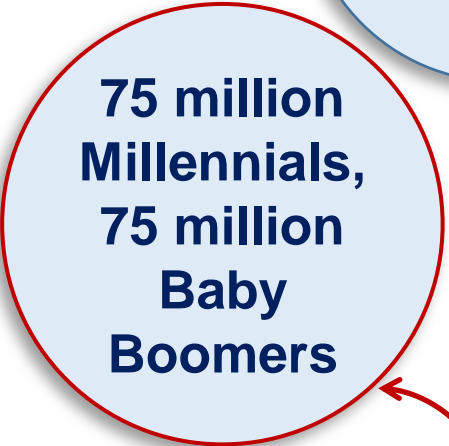
## Robo-Advisors



## Financial Services



## Financial Advisors



Targeting 100k Investors

# Competitive Advantage

- ✓ **Quants Investment Technology™** simplifies risk management and return optimization with derivative overlays.
- ✓ **Unique Risk Indices with Derivative Overlays** that have only been available to liquid alternatives due to the technological development costs and operating expertise required.
- ✓ **Optimal Derivative ETFs** that will bundle derivative overlays for smart beta investing to mitigate the adverse effects of market decline easier.
- ✓ **Robo-Advisor to Streamline and Democratize Smart Beta Portfolio Construction** is not offered currently and current derivative ETFs are only suitable for speculation.


# Financial Model

**Targeting \$3 billion in AUM and \$72 million in EBIDTA in 5 years**

Total Revenues at 3.5 – 4.0% of AUM  
Operating Margin at 60%

Metrics	Liquid Alts	ETFs	Robo		
Target AUM	\$1.5 billion	\$0.5 billion	\$1.0 billion		
Revenues	\$66 million	\$40 million	\$16 million		
Revenue Targets (in thousands)					
	2017	2018	2019	2020	2021
\$	107	3,828	16,535	40,497	121,988
Operating Income Targets (in thousands)					
	2017	2018	2019	2020	2021
\$	(359)	578	4,585	16,469	72,195

Typical Robo-Advisor



**Distribution of Revenues**



# Corporate Investment Opportunity

## Request

**Series-A Equity Offering**  
**\$5.5 million**

15% Equity at \$5 per Share

\$30.8 million pre-valuation

**Maximum offering**  
1,100,000 Shares of  
Common Stock

**Minimum Investment**  
\$50,000 (10,000 Shares)

## Objectives

\$100 million  
in annual revenues  
IRR: 11-15% for 5 years

Grow valuation over \$500M  
CAGR: 64-74% for 5 years  
(12x P/E)

## Exit Strategy

Dividend Payouts  
ROI: ~70-100%

10-15 times in potential  
capital gains via public listing  
or M&A (12x P/E)

## Use of Funds

50%

**AUM over \$3 billion**

Significantly accelerate  
smart beta alternative  
funds and ETFs sales with  
new marketing channels

30%

**Exchange-Traded Funds  
(ETFs)**

introduce three  
smart beta building block  
funds in Q1'2018

20%

**Quants.com™ SaaS**

automated investment  
platform development and  
launch in Q2'2018

# Disclosures

These materials do not constitute an offer to sell or a solicitation of an offer to buy an interest in Quants, Inc or any affiliated entity. Such an offer will only be made by delivery of written offering materials for any entity and prospective investors have the opportunity to review its contents. This presentation does not include certain information that would be considered relevant to any investment in Quants, Inc or any affiliated entity.

The financial and performance information provided herein is historic, and should not be taken as any indication of future results or performance. The information presented is deemed reliable but is not guaranteed or independently audited. Certain information contained in these materials has been furnished from third-party sources deemed reliable but which have not been independently verified and is not guaranteed.

These materials include forward-looking statements. Forward-looking statements may be identified by the presence in such statements of the words “may,” “will,” “expect,” “intend,” “anticipate,” “believe,” “attempt,” “seek,” or “project” or the negatives, derivatives, and variations of such words or comparable terminology. Neither Quants nor any of its affiliates, members, managers or officers undertakes any obligation to publicly update or revise any forward-looking statements, whether as a result of new information, future events or otherwise. In light of these risks, uncertainties and assumptions, the forward-looking events discussed in these materials may not occur.

In addition, these materials include statements of current application. Quants has based these statements on the current implementation of its business plans described herein. Neither Quants, nor any of its affiliates, members, managers or officers undertakes any obligation to publicly update or revise such statements, whether as a result of new information, future events or otherwise. In light of these risks, uncertainties and assumptions, the current situation may change and such statements should be viewed as forward-looking statements subject to the same risks, uncertainties and assumptions described above.

**Contact us at: (424) 203-2501**

**email: [info@quants.com](mailto:info@quants.com)**